



# FY2021 Garbage Collection Schedule During New-year Holiday

Take out your trash by 8:00 on the scheduled morning (See the backside for schedule).

	December, 2021				January, 2022			
	28 (TUE)	29 (WED)	30 (THU)	31 (FRI)	1 (SAT)	2 (SUN)	3 (MON)	4 (TUE)
<b>Burnable trash</b>	As a regular schedule	As a regular schedule	As a regular schedule	As a regular schedule	<b>No collection</b>	<b>No collection</b>	<b>No collection</b>	As a regular schedule
<b>Non-burnable trash</b>								
<b>Plants</b>								
<b>Cans/ bottles</b>								
<b>Paper/PETbottles</b>								
<b>Toxic waste</b>	Closed	Closed	Closed	Closed	Closed	Closed		
<b>Bulk trash application</b>								

※We accept bulk trash application until December 28 (Tue), however the collection can be schedule after January since there will be a concentration of applications in the end of the year.

※The collection time is a subject to vary since we will have more quantity of trash to collect during new-year holiday. Thank you in advance for your understanding.



**We would like to ask all the residents for cooperation on sorting and reducing the trash.**



Contact: Environmental Division, Okinawa City Hall TEL: 098-939-1212 (Ext.2223-2226)

## Applications For Disposal of Dead Dogs And Cats During New-year Holiday

Location Found	Hours	Note
If you find them(those as your pet) inside of your resident area or on the city road	8:30 - 17:15	Please prepare following information to the security guard: Your address/ Name/ Phone#/ the location the body found (*Please provide land marks or name of the place.) Contact:098-939-1212 (Security guard room, Okinawa City Hall)
On the prefectural road	Sunday-Saturday 24Hrs	Contact: 098-894-6512 <b>中部土木事務所</b> (Chubu Doboku Jimusho) *Including sidewalks and inside trees or plants.
National Road	Sunday-Saturday 24Hrs	Contact: 098-943-6203 <b>嘉手納国道出張所</b> (Kadena Kokudo Shucchosyo) *Including sidewalks and inside trees or plants.


# Domestic Garbage Pick-up Schedule

Area	Combustible (designated trash bag)	Non-Combustible (designated trash bag)	Yard Refuse (clear bag)	Cans (clear bag)	Bottles (clear bag)	Paper (tied)	PET Bottles (clear bag)
				Toxic Refuse (clear bag)			
Ikehara, Noborikawa, Chibana, Matsumoto, Akemichi, Yaeshima, Mihara, 1~6 Misato	<b>MON THU</b>	<b>WED</b>	<b>WED</b>	<b>FRI</b>			
Goeku, Shiromae-cho, Kamara, Sumiyoshi, Chuo, Uechi	<b>MON THU</b>	<b>FRI</b>		<b>TUE</b>			
Moromizato, Yamazato, Yamauchi, Minami-tobaru	<b>MON THU</b>	<b>FRI</b>		<b>TUE</b>			
Sonoda, Kubota 2~6 Goya	<b>MON THU</b>	<b>FRI</b>		<b>WED</b>			
Teruya, Murokawa, Nakasone-cho, 1~4 Ageda, 1 Goya	<b>TUE FRI</b>	<b>THU</b>		<b>WED</b>			
5 Ageda, 7 Goya, Yogi, Hiyagon, Takahara, 1~4 Awase, 1 Ozato	<b>TUE FRI</b>	<b>WED</b>		<b>THU</b>			
5~6 Awase, 2-3 Ozato, Kaiho-cho, Kaiho, Tobaru, Koja, Koja-tsukazan-cho, Higashi, Miyazato, Aza Misato, Misato-nakahara-cho	<b>TUE FRI</b>	<b>THU</b>		<b>MON</b>			

Please follow the direction below for domestic waste after January 4, 2022.

To reduce and recycle waste, please tie paper items with **paper string**.

**NOTE:** Do not use string other than paper string (such as plastic string or twine).



## Paper

Newspaper/flyer




※ You can mix newspaper and flyers together.

Cardboard




※ Remove tape and staples.

Books/magazines



※ Rinse the cartons, open and bind crosswise before taking them out to trash.

Drink carton



Other paper

※ How to take out the other paper: Remove films and plastic parts from the paper to burnable trash. Put the paper into envelope or paper bags to take out.